

RML Example 39: Rect_href




RML (Report Markup Language) is ReportLab's own language for specifying the appearance of a printed page, which is converted into PDF by the utility rml2pdf.

These RML samples showcase techniques and features for generating various types of output and are distributed within our commercial package as test cases. Each should be self explanatory and stand alone.


Testing rectangles with links and destinations

This tests that rectangles with hyperlinks and internal destinations. The top left of the page should have a blue link positioned in absolute coordinates, and clicking it should go to <http://www.google.com/>. The cyan rectangle next to it should take you to page 3.

The left one below should be pink, and should take you to <http://www.yahoo.com/>. The red one should go to the back page.




Lots of tags now have *href* or *destination* attributes - rectangles, table rows, table cells and so on.



RML Example 39: Rect_href



We now fill the document with rubbish to take us forwards to the final page 3



RML Example 39: Rect_href



This is the last page. This is a destination for some of the buttons on page 1.